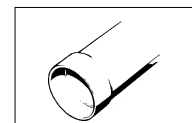


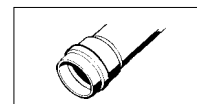
uPVC STORMWATER DUCT NON PRESSURE APPLICATIONS ONLY

SUPER STORM uPVC STORMWATER DUCT NZS7649

| ORDER CODE | SIZE mm x LENGTH m | PACK QTY |
|---------------|--------------------|----------|
| 700.90.4 SOE | 90 x 4 | 81 |
| 700.90.6 SOE | 90 x 6 | 81 |
| 700.100.6 SOE | 100 x 6 | 67 |
| 700.150.6 SOE | 150 x 6 | 28 |
| 700.175.6 SOE | 175 x 6 | 20 |
| 700.225.6 SOE | 225 x 6 | 12 |
| Z700.150.6 | 150 x 6 | 28 |
| Z700.175.6 | 175 x 6 | 20 |
| Z700.225.6 | 225 x 6 | 12 |
| Z700.300.6 | 300 x 6 | 6 |
| Z700.375.6 | 375 x 6 | 6 |
| Z700.475.6 | 475 x 6 | 2/4 |




SOLVENT CEMENT JOINT



RUBBER RING JOINT

HANDY PIPE uPVC STORMWATER DUCT NZS7649


| ORDER CODE | SIZE mm x LENGTH m | PACK QTY |
|--------------|--------------------|----------|
| 700.90.3 SOE | 90 x 3 | 81 |



SOLVENT CEMENT JOINT




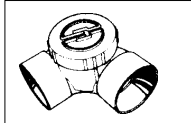

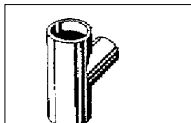
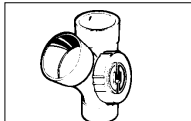

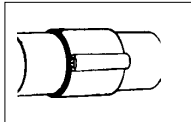
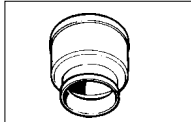

STORMFLO uPVC STORMWATER DUCT AS1254

| ORDER CODE | SIZE mm x LENGTH m | PACK QTY |
|----------------|--------------------|----------|
| 1700.90.6 SOE | 90 x 6 | 81 |
| 1700.100.6 SOE | 100 x 6 | 67 |
| 1700.150.6 SOE | 150 x 6 | 28 |



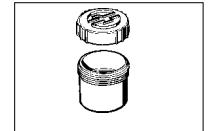
SOLVENT CEMENT JOINT

STORMFIT uPVC STORMWATER FITTINGS NON PRESSURE APPLICATIONS ONLY

| ORDER CODE | SIZE mm | CTN QTY | | |
|----------------|-----------------|---------|------------------------------------------------------------------------------------------------------------------------|---------------------------------------------------------------------------------------------------------------|
| 701.90.15 | 90 x 15° | 1 x 110 |  <p>PLAIN BEND F&F</p> | |
| 701.90.22 | 90 x 22° | 1 x 100 | | |
| 701.90.45 | 90 x 45° | 1 x 80 | | |
| 701.90.88 | 90 x 88° | 1 x 60 | | |
| 701.100.5 | 100 x 5° | 1 x 42 | | |
| 701.100.15 | 100 x 15° | 1 x 35 | | |
| 701.100.30 | 100 x 30° | 1 x 35 | | |
| 701.100.45 | 100 x 45° | 1 x 35 | | |
| 701.100.88 | 100 x 88° | 1 x 26 | | |
| 701.150.45 | 150 x 45° | 1 x 12 | | |
| 701.150.90 | 150 x 90° | 1 x 8 | | |
| 771.90.45 | 90 x 45° | 1 x 75 | |  <p>PLAIN BEND M&F</p> |
| 771.100.11 | 100 x 11° | 1 x 30 | | |
| 771.100.22 | 100 x 22° | 1 x 35 | | |
| 703.100.45 | 100 x 45° | 1 x 20 |  <p>PLAIN BEND M&F</p> | |
| 703.100.88 | 100 x 88° | 1 x 13 | | |
| | | |  <p>INSPECTION BEND</p> | |
| 704.90.45* | 90 x 45° | 1 x 28 |  <p>PLAIN JUNCTION</p> | |
| 704.90.88* | 90 x 88° | 1 x 40 | | |
| 704.100.45 | 100 x 45° | 1 x 12 | | |
| 704.100.88* | 100 x 88° | 1 x 14 | | |
| 704.150.45 | 150 x 45° | 1 x 4 | | |
| 704.150.90 | 150 x 90° | 1 x 5 | | |
| *Threaded | | | | |
| 704.150.100.45 | 150 x 100 x 45° | 1 x 5 |  <p>REDUCING JUNCTION</p> | |
| 705.100.45 LH | 100 x 45° | 1 x 9 |  <p>INSPECTION JUNCTION</p> | |
| 705.100.45 RH | 100 x 45° | 1 x 9 | | |
| 710.90 | 90 | 1 x 140 |  <p>LOOSE COUPLING</p> | |
| 710.100 | 100 | 1 x 45 | | |
| 110.150 | 150 | 1 x 15 | | |
| 711R.90 | 90 | 1 x 80 |  <p>REPAIR COUPLING</p> | |
| 724.90.100 | 90 x 100 | 1 x 100 |  <p>ADAPTOR</p> | |
| 729.100 | 100 | 1 x 18 |  <p>INSPECTION PIPE F & F</p> | |

STORMFIT uPVC STORMWATER FITTINGS NON PRESSURE APPLICATIONS ONLY

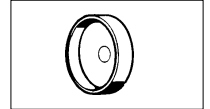
| ORDER CODE | SIZE mm | CTN QTY |
|------------|---------|---------|
| 736.90 | 90 | 1 x 100 |
| 736.100 | 100 | 1 x 42 |
| 736C.90 * | 90 | 1 x 300 |
| 736C.100* | 100 | 1 x 40 |
| 736G.90** | 90 | 1 x 1 |



SCREW CAP AND BASE

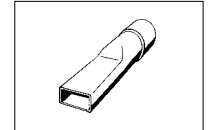
*Cap only
**Gasket

| | | |
|---------|-----|---------|
| 737.90 | 90 | 1 x 300 |
| 137.100 | 100 | 1 x 200 |
| 137.150 | 150 | 1 x 20 |



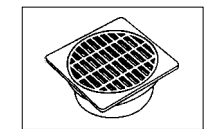
PUSH ON CAP

| | | |
|---------|-----|-------|
| 765.90 | 90 | 1 x 1 |
| 765.100 | 100 | 1 x 1 |



KERB OUTLET

| | | |
|-------------|-----------|---------|
| 769.90 | 90 | 1 x 166 |
| 769.150.100 | 150 x 100 | 1 x 27 |



STORMWATER GRATE