
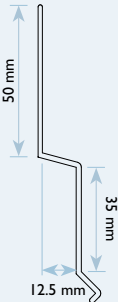

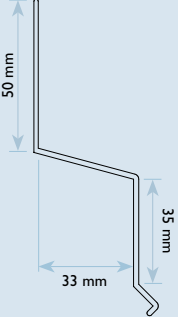

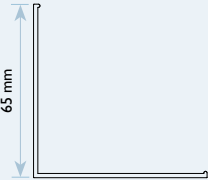

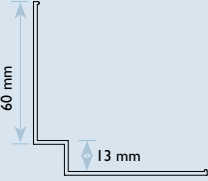

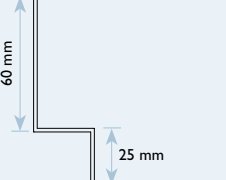



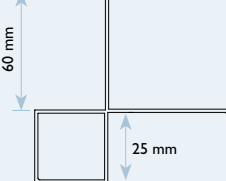

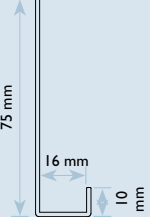


TABLE 3: SHADOWCLAD® FLASHING RANGE

Flashing	Line Drawing	Description	Finish Available	Length (mm)
 <p>Horizontal 'Z' Flashing</p>		Horizontal Z flashing for horizontal joints between panels	Natural Anodised Mill	3600
 <p>Inter-Storey 'Z' Flashing</p>		Horizontal Z flashing for horizontal joints between panels when limiting continuous cavities to a height of two storeys as required by E2/ ASI	Natural Anodised Mill	3600
 <p>Internal 90° Angle</p>		Back flashing for internal corners	Natural Anodised	2440 2745
 <p>Internal 'W' Angle</p>		'W' back flashing for internal corners providing a flush finish with panels (13 mm x 13 mm)	Natural Anodised	2440 2745
 <p>Large Internal 'W' Angle</p>		'W' back flashing for internal corners (25 mm x 25 mm)	Natural Anodised Mill	2440 2745
 <p>External Box Angle</p>		Box corner for external corners providing a flush finish with panels	Natural Anodised Mill	2440 2745
 <p>Large External Box Angle</p>		Box corner for external corners (25 mm x 25 mm)	Natural Anodised Mill	2440 2745
 <p>Cavity Base Closure</p>		Flashing to restrict vermin from accessing the cavity space	Natural Anodised	3600