

MELTECA®



COLOUR RANGE

MELTECA® RANGE

MELTECA DECORATED BOARD

is the right choice for cupboards, drawers, shelving, furniture and vertical applications. It is available in a naturale, pearl, stipple or woodgrain finish. See the Melteca availability guide for finish options.



MELTECA® HI-Gloss panels add a new dimension to drawers and other vertical kitchen surfaces. The decorated panels come in a gloss finish for no fuss maintenance. Each of the 9 colours in the range has a matching Gloss ABS Edging and is part of the Melteca colour range making easy work of colour schemes.












MELTECA Hi-Gloss COLOURS




Snowdrift



Warm White



Antique Wiluna
White



Mist Grey



Birch



Refined Oak



Fini Chocolate



Vicenza Walnut



Charred Oak

MELTECA Hi-Gloss PANELS TECHNICAL SPECIFICATIONS


Panels	MDF MR (EO) 2400 x 1200 x 18mm
Gloss Levels	Face: ≥ 105 Back: ≥ 95 (average 60° , conforming to ISO2813)
Edge Treatment	Gloss ABS – 1mm thick 100 lineal metre rolls available
Applications	Cabinetry, doors, drawers, panels and shopfitting

NOTE Due to slight variations in manufacturing conditions, minor colour variations from the original sample may occur.


MELTECA®




Snowdrift



Warm White



White Silver




Gentle Beige



Silver Strata



Snow Elm



Mist Grey



Mist



Slalom



Birch



Doe Skin



Oyster




Streetlight




Rock Salt



Bliss Shitake



Dawn Grey



Mulga



Bliss Cinder



Cappuccino



Iron Ore



Bullet



Champagne



Vienna



Velveteen



Habitat



Natural Oak



Affinity Maple



Lemon Tree



Refined Oak



New Stainless Steel



Putty



Bud



Memphis Green



Tranquil



Aurum



Sunflower



Memphis Red



Charred Oak



Fini Chocolate



Vicenza Walnut



Fini Blonde




Spring Maple




Soft Maple



Limed Ash



Almond



Antique Wiluna White




Pomegranate




Carbon Vapour



Storm



Opal Grey



Seal Grey




Thistle




Provence Blue



Fog



Silver Vapour



Brushed Silver



Char Blue



NZ Tawa



Affinity Tawa



Golden Beech




Euro Beech




Affinity Beech



Cherry



Classic Cherry



Jarrah



Ink



Memphis Blue




Indigo Haze



Blue Moon



Graphite



Black




Metro Wood




Deep Anthracite




Ironstone



Prestige Walnut



Dark Oak



Chocolate Pear



INFORMATION Visit melteca.co.nz for colour and design tips, technical information, care, maintenance and more.

ENQUIRIES Call 0800 303 606.

SAMPLES Call 0800 99 99 39.

WARRANTY 7 year limited warranty. Visit melteca.co.nz to find out more.



www.melteca.co.nz

Melteca® Decorated Boards are Environmental Choice New Zealand Certified Products. Melteca® is marketed and distributed by The Laminex Group – a division of *FLETCHER BUILDING PRODUCTS LTD*. The colours depicted in this brochure are as close to the Melteca® colour range as modern printing processes allow. Colour/finish combinations are subject to availability. Colours/finishes shown are available at the time of publication, but may be withdrawn. Dark colours and gloss finishes require more care and maintenance than light-coloured and lower gloss surfaces. The Laminex Group recommends the use of laminate cleaning products (or mild household cleaning products) for dark colours; please visit our website, as above, for specific care and cleaning information. Please note in certain lights or from certain angles wipe down marks may be visible. Melteca® laminates are no different than any other material in that darker colours will always show scratches and superficial wear and tear more readily than lighter colours. Melteca® laminates should be protected from strong direct sunlight as continuous exposure may cause discolouration or fading to the surface over time. When ordering a decor for one job we recommend using the same sheet size (i.e all 1220 or all 1830) due to the slight colour variances that can occur between different paper runs. Please obtain a copy of the terms and conditions of the applicable Melteca® 7 year warranty from The Laminex Group or visit our website. This warranty is in addition to any rights that may exist under the Consumer Guarantees Act (1993).

© Copyright Reserved. 2011, The Laminex Group. Melteca® is marketed, distributed and manufactured by The Laminex Group. A division of *FLETCHER BUILDING PRODUCTS LTD*.

Melteca® is the registered trademark of Fletcher Building Holdings Ltd and used under licence by The Laminex Group, a division of Fletcher Building Products Ltd. The Laminex Group is a trademark used under licence by The Laminex Group, a division of Fletcher Building Products Ltd.